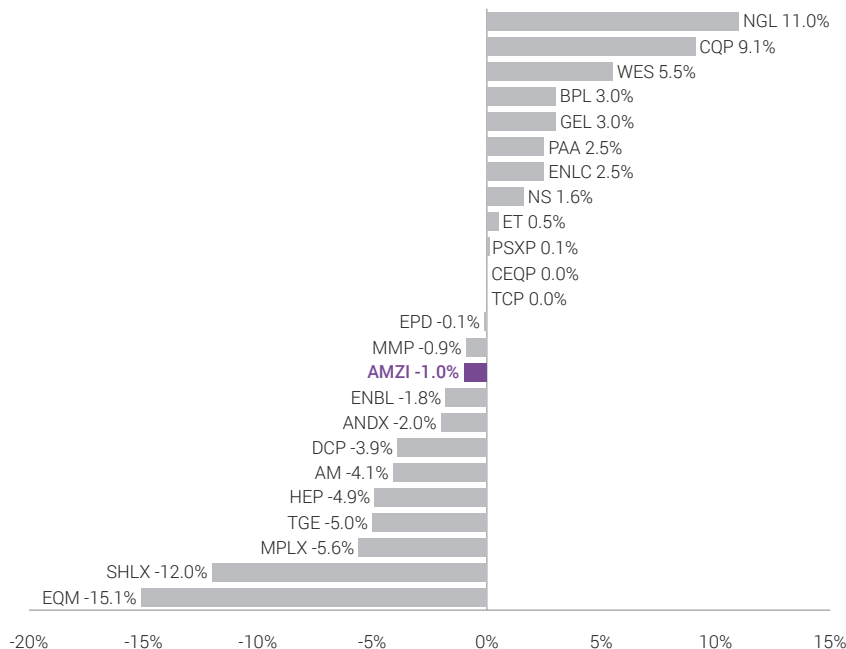


# INFRASTRUCTURE MLP AND ENERGY MONTHLY DATA UPDATE

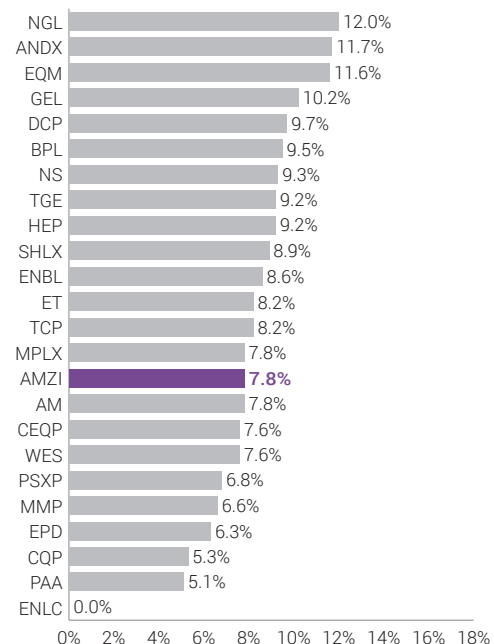
February 28, 2019

Below are the most frequently requested data points for the Alerian MLP Infrastructure Index (AMZI), which is the underlying index for the Alerian MLP ETF (AMLPL).

## Price Performance



## Constituent Yields

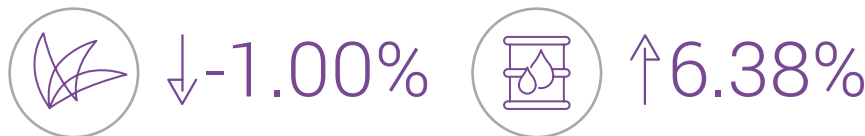


## Performance Table

	1 Mo.	3 Mo.	6 Mo.	YTD	1 Yr.	Annualized		
						3 Yr.	5 Yr.	10 Yr.
AMZI	0.15%	13.14%	-7.15%	13.14%	4.43%	-3.15%	-5.94%	5.38%
REITs	0.73%	11.57%	5.58%	11.57%	20.31%	6.05%	5.61%	10.66%
Utilities	4.16%	7.73%	8.54%	7.73%	20.35%	7.93%	6.83%	10.04%
S&P 500	3.21%	11.48%	-3.04%	11.48%	4.68%	9.10%	8.07%	11.70%
Bonds	-0.06%	1.00%	1.99%	1.00%	3.17%	1.51%	1.54%	2.99%

The Alerian MLP Infrastructure Index (AMZI) is a composite of energy infrastructure MLPs whose constituents earn the majority of their cash flow from midstream activities involving energy commodities. The S&P 500 is a capitalization-weighted index designed to measure performance of the broad domestic economy. Utilities are represented by the S&P 500 Utilities Index, a composite of utility stocks in the S&P 500. Real Estate Investment Trusts (REITs) are represented by the Real Estate 50 Index, a supplemental benchmark to the FTSE NAREIT US Real Estate Index Series to measure the performance of larger REITs. Bonds are represented by the Barclays US Aggregate Total Return Bond Index. One may not invest directly in an index.

### AMZI vs. Oil Performance



Source: Alerian and Bloomberg. Unless indicated otherwise, all data is as of February 28, 2019. (subject to change) Past performance is no guarantee of future results.

# INFRASTRUCTURE MLP AND ENERGY MONTHLY DATA UPDATE

February 28, 2019

## 4Q18 Distribution Trends

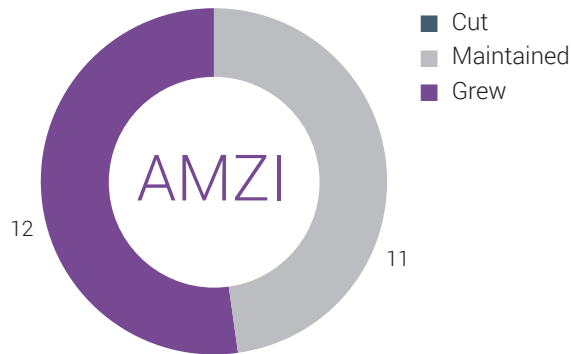
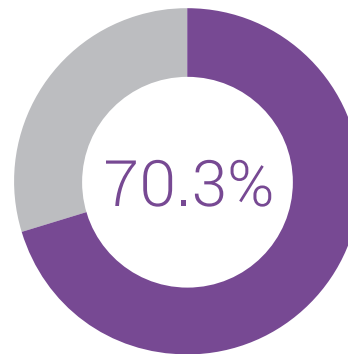
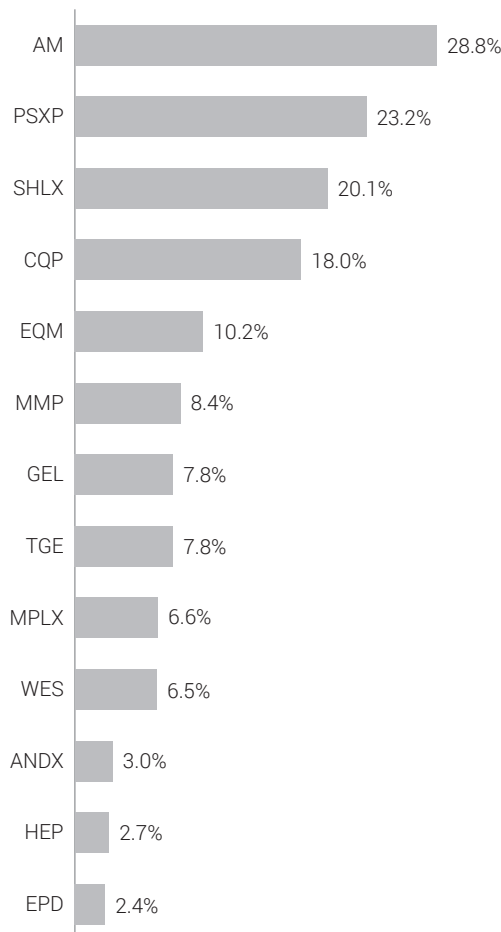


Chart compares the 4Q18 distribution with the 3Q18 distribution.

## AMZI Investment Grade Weighting



## 13 Constituents Grew Their 4Q18 Distributions Year-over-Year



\* TGE's 4Q18 distribution was compared to TEP's 4Q17 distribution and factors in the 2.0 exchange ratio for TEP units in TEGP's acquisition of TEP. TGE is the surviving entity.

## Constituent 4Q18 Distribution Coverage

Ticker	Company Name	Coverage Ratio
AM	Antero Midstream Partners LP	1.3
ANDX	Andeavor Logistics LP	1.0
BPL	Buckeye Partners LP	1.2
CEQP	Crestwood Equity Partners LP	1.5
CQP	Cheniere Energy Partners LP <sup>1</sup>	N/A
DCP	DCP Midstream LP	0.9
ENBL	Enable Midstream Partners LP	1.3
ENLK	EnLink Midstream Partners LP <sup>2</sup>	1.2
EPD	Enterprise Products Partners LP	1.5
EQM	EQM Midstream Partners LP	1.1
ET	Energy Transfer LP	1.9
GEL	Genesis Energy LP	1.7
HEP	Holly Energy Partners LP*	0.9
MMP	Magellan Midstream Partners LP*	1.3
MPLX	MPLX LP	1.3
NGL	NGL Energy Partners LP*	1.4
NS	NuStar Energy LP	1.4
PAA	Plains All American Pipeline LP	3.1
PSXP	Phillips 66 Partners LP	1.4
SHLX	Shell Midstream Partners LP	1.2
TCP	TC PipeLines LP	2.1
TGE	Tallgrass Energy LP	1.4
WES	Western Gas Partners LP <sup>3</sup>	1.1
	<b>Average</b>	<b>1.4</b>
	<b>Median</b>	<b>1.3</b>

Source: Company reports and filings  
Constituents as of the December 21, 2018 quarterly rebalancing.

\* Calculated based on DCF provided and common unit distributions, GP distributions, IDRs and preferred distributions where applicable.

<sup>1</sup> CQP pays a distribution but does not report DCF.

<sup>2</sup> EnLink Midstream Partners (ENLK) has subsequently been replaced in the index by EnLink Midstream LLC (ENLC), following ENLC's merger with ENLK.

<sup>3</sup> Western Gas Partners has subsequently been replaced in the index by Western Midstream Partners (new ticker WES).

# INFRASTRUCTURE MLP AND ENERGY MONTHLY DATA UPDATE

February 28, 2019

## Constituent EV/EBITDA<sup>1</sup>

Ticker	Company Name	EV/ EBITDA <sup>1</sup>	Ticker	Company Name	EV/ EBITDA <sup>1</sup>
AM	Antero Midstream Partners LP	5.6x	MPLX	MPLX LP	9.5x
ANDX	Andeavor Logistics LP	8.8x	NGL	NGL Energy Partners LP	8.5x
BPL	Buckeye Partners LP	10.1x	NS	NuStar Energy LP	10.1x
CEQP	Crestwood Equity Partners LP	8.9x	PAA	Plains All American Pipeline LP	10.1x
CQP	Cheniere Energy Partners LP	13.1x	PSXP	Phillips 66 Partners LP	7.1x
DCP	DCP Midstream LP	7.5x	SHLX	Shell Midstream Partners LP	6.5x
ENBL	Enable Midstream Partners LP	9.5x	TCP	TC PipeLines LP	9.9x
ENLC	EnLink Midstream LLC	11.0x	TGE	Tallgrass Energy LP	10.4x
EPD	Enterprise Products Partners LP	11.0x	WES	Western Midstream Partners LP	7.0x
EQM	EQM Midstream Partners LP	5.4x			
ET	Energy Transfer LP	8.8x			
GEL	Genesis Energy LP	9.3x			
HEP	Holly Energy Partners LP	12.4x			
MMP	Magellan Midstream Partners LP	11.4x			
				<b>Weighted Average*</b>	<b>9.4x</b>


Source: Bloomberg as of February 28, 2019

<sup>1</sup> EV/EBITDA is a valuation metric calculated by dividing the enterprise value of a company by its Earnings Before Interest, Taxes, Depreciation & Amortization

<sup>1</sup> Based on 2020 estimated EBITDA.

\* Weighting for weighted average based on the February 28, 2019 special rebalancing

## Yield Spreads



507 bps\*

Current AMZI Spread  
to Treasuries

484 bps

5-Yr Median AMZI Spread  
to Treasuries

\* basis points (bps): units equal to 1/100th of 1% and is used to denote the change in a financial instrument.

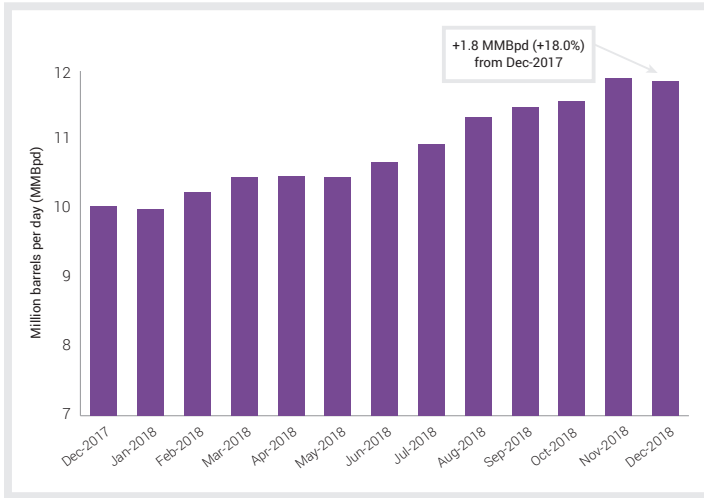
Source: Alerian and Bloomberg, Unless indicated otherwise, all data is as of February 28, 2019. (subject to change) Past performance is no guarantee of future results.

# INFRASTRUCTURE MLP AND ENERGY MONTHLY DATA UPDATE

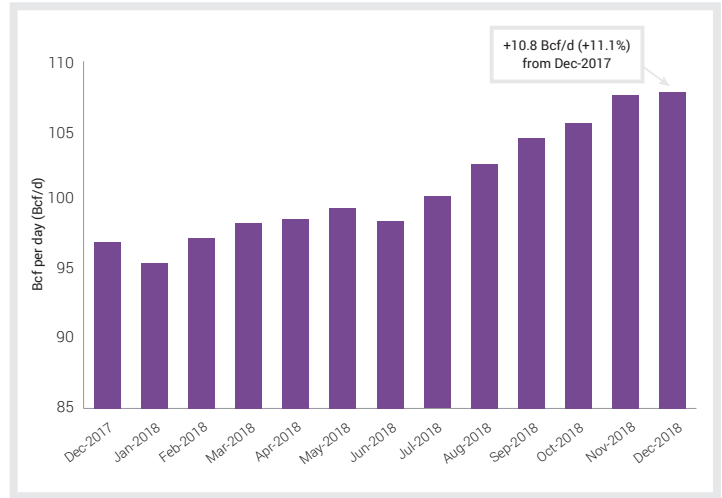
February 28, 2019

## US Monthly Oil & Natural Gas Production and Exports

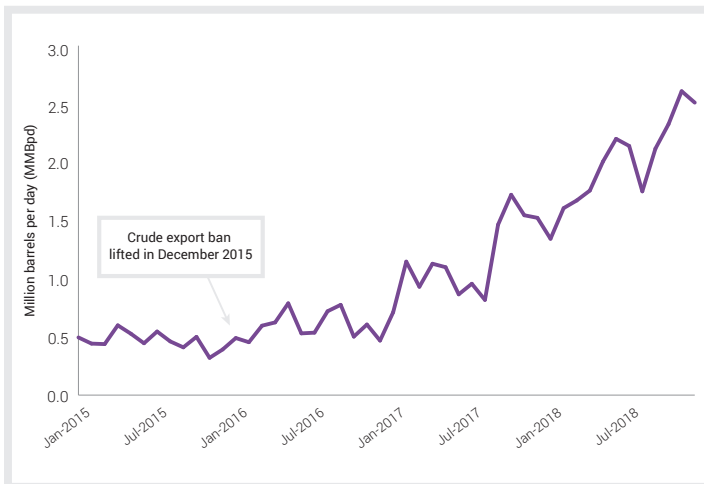
### US Monthly Oil Production



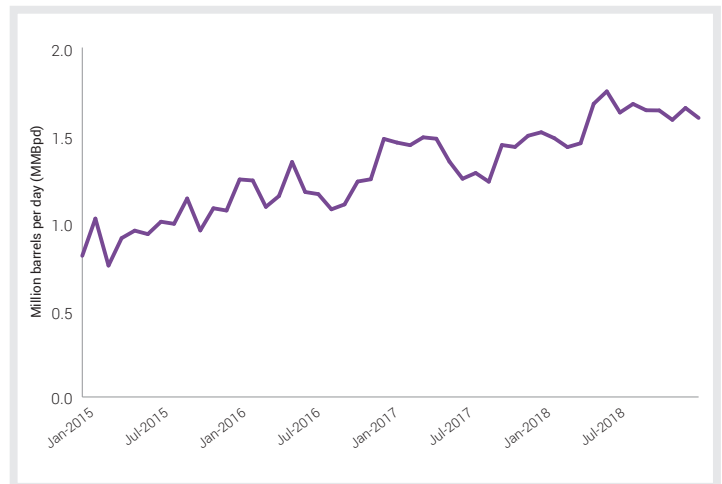
### US Monthly Natural Gas Production



### US Monthly Crude Exports



### US Monthly Natural Gas Liquids (NGL) Exports



Source: Energy Information Administration

# INFRASTRUCTURE MLP AND ENERGY MONTHLY DATA UPDATE

February 28, 2019

## Important Disclosures & Definitions

**An investor should consider investment objectives, risks, charges and expenses carefully before investing. To obtain a prospectus, which contains this and other information, call 1.877.398.8461 or visit [www.alpsfunds.com](http://www.alpsfunds.com). Read the prospectus carefully before investing.**

**Shares are not individually redeemable. Investors buy and sell shares on a secondary market. Only market makers or "authorized participants" may trade directly with the Fund, typically in blocks of 50,000 shares.**

Investments in securities of MLPs involve risks that differ from an investment in common stock. MLPs are controlled by their general partners, which generally have conflicts of interest and limited fiduciary duties to the MLP, which may permit the general partner to favor its own interests over the MLPs.

The benefit you are expected to derive from the Fund's investment in MLPs depends largely on the MLPs being treated as partnerships for federal income tax purposes. As a partnership, an MLP has no federal income tax liability at the entity level. Therefore, treatment of one or more MLPs as a corporation for federal income tax purposes could affect the Fund's ability to meet its investment objective and would reduce the amount of cash available to pay or distribute to you. Legislative, judicial, or administrative changes and differing interpretations, possibly on a retroactive basis, could negatively impact the value of an investment in MLPs and therefore the value of your investment in the Fund.

The Fund invests primarily in energy infrastructure companies which may be adversely affected by changes in worldwide energy prices, exploration, production spending, government regulation, changes in exchange rates, depletion of natural resources and risks that arise from extreme weather conditions.

All K-1s are received and processed by the Alerian MLP ETF. The Alerian MLP ETF distributes a single Form 1099 to its shareholders. This notice is provided to you for informational purposes only, and should not be considered tax advice. Please consult your tax advisor for further assistance.

There are risks involved with investing in ETFs including the loss of money. An investment in the Fund is subject to investment risk including the possible loss of the entire principal amount that you invest.

If, due to tax law changes, an MLP in the portfolio is deemed a corporation rather than a partnership for federal income purposes, then income would be subject to federal taxation at the MLP level. This would reduce the amount of cash available for distribution to the fund which could result in a reduction of the fund's value. The Fund is taxed as a regular corporation for federal income purposes, which reduces the Net Asset Value of fund shares by the accrual of any deferred tax liabilities. Depending on the taxes paid by the fund as a result of income and/or gains from investments and/or the sale of MLP interests, the return on an investment in the Fund will be reduced. This differs from most investment companies, which elect to be treated as "regulated investment companies" to avoid paying entity level income taxes. The ETF is taxed as a regular corporation and is subject to U.S. federal income tax on taxable income at the corporate tax rate (currently as high as 21%) as well as state and local taxes.

The Alerian MLP Infrastructure Index (AMZI): comprised of 23 midstream energy Master Limited Partnerships and provides investors with an unbiased benchmark for the infrastructure component of this emerging asset class.

One may not invest directly in an index.

MLP - Master Limited Partnership.

ALPS Portfolio Solutions Distributor, Inc. is the distributor for the Alerian MLP ETF.

Not FDIC Insured • No Bank Guarantee • May Lose Value.

ALR000830 4/30/19