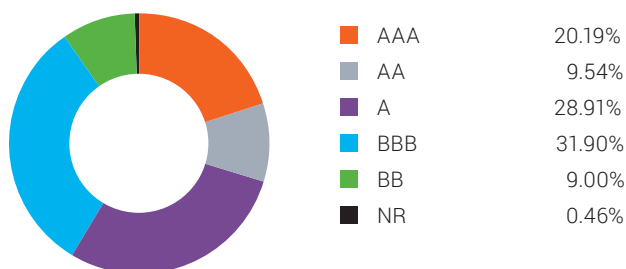


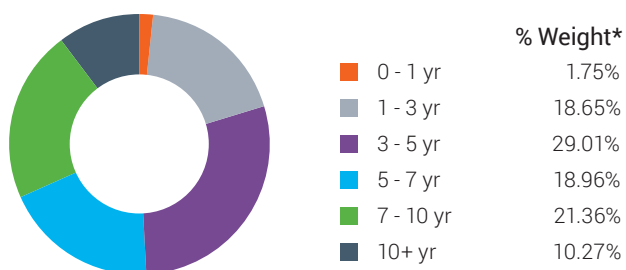
December 31, 2018

The Fund seeks to achieve its investment objective by investing in a global portfolio of fixed income securities of various maturities, ratings and currency denominations. The Fund allocates its investments based upon the analysis of RiverFront Investment Group, LLC ("RiverFront", or the "Sub-Adviser") of the pertinent economic and market conditions, as well as yield, maturity, credit and currency considerations. The fund is prohibited from investing more than 15% in high-yield and more than 10% in securities denominated in foreign currencies or emerging market debt. The average duration of the fund is expected to be between two and eight years, under normal conditions.

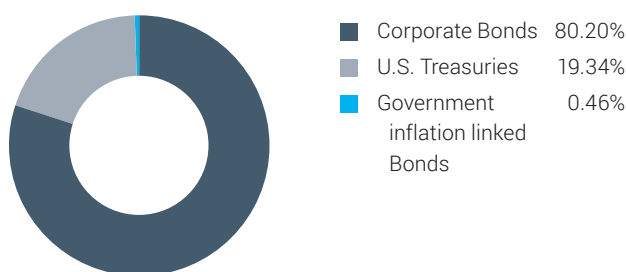
## Rating Breakdown<sup>†</sup>



## Maturity Breakdown (% of Total Investments)<sup>^</sup>



## Market Sector Breakdown (% of Total Investments)<sup>^</sup>



\* Exclusive of cash positions.

<sup>^</sup> Future holdings are subject to change.

<sup>†</sup> S&P ratings assist investors by evaluating the credit worthiness of many bond issues. AAA to BBB ratings are typically issued to those securities considered investment grade. The credit ratings typically range from AAA (highest) to D (lowest). The rating is not a recommendation to buy or sell a particular bond. For information on the rating agency's methodology go to: <http://www.standardandpoors.com/home/en/us>.

## ETF Stats

Ticker:	RFCI
Listing Exchange:	NYSE Arca
CUSIP:	00162Q 536
Fund Inception:	6/14/2016
Net Asset Value Per Share*:	\$23.78
Number of Holdings*:	371
Dividend Frequency:	Monthly
Most Recent Dividend**:	\$0.0631
Management Fee:	0.51%
Acquired Fund Fees & Expenses***:	0.01%
Total Expense Ratio:	0.52%

\* As of December 31, 2018

\*\* Dividend paid on 12/27/18

\*\*\* Acquired Fund Fees and Expenses are expenses incurred indirectly by the Fund through its ownership of shares in other investment companies and are not direct costs paid by Fund shareholders.

## Investment Objective

The Fund seeks total return, with an emphasis on income as the source of that total return.

## Investable Securities

- U.S. and Foreign government and corporate debt<sup>1</sup>
- High yield bonds<sup>2</sup>
- Emerging market bonds<sup>1</sup>
- Mortgage backed securities (MBS)
- Commercial mortgage backed securities (CMBS)
- Asset backed securities (ABS)
- Convertible bonds
- Preferred securities
- Municipal bonds

<sup>1</sup> The Fund may invest up to 10% in securities denominated in foreign currencies and up to 10% in securities of issuers located in emerging markets.


<sup>2</sup> The Fund may invest up to 15% in high yield securities.

## Fund Characteristics

Modified Duration <sup>†</sup>	5.70
30 Day SEC Yield <sup>‡</sup>	3.23%
30 Day SEC Yield (Unsubsidized)	3.23%

<sup>†</sup> A modified version of the Macaulay duration that is a direct measure of how much a bond's price changes when its yield changes. It is calculated by dividing the Macaulay duration by yield plus one.

<sup>‡</sup> The 30 day SEC yield figure reflects the dividends and interest earned during the period, after the deduction of the Fund's expenses.



## Top 10 Holdings (% of Total Investments)<sup>^</sup>

T 3 10/31/25	3.58%
T 2 7/8 10/31/23	3.54%
SP 0 08/15/39	2.28%
T 2 7/8 11/15/21	2.11%
SP 0 02/15/38	2.02%
T 2 3/4 02/15/28	1.41%
T 2 3/4 11/15/47	1.25%
SP 0 05/15/48	1.13%
T 3 7/8 08/15/40	1.13%
SP 0 11/15/46	0.89%

<sup>^</sup> Future holdings are subject to change. Exclusive of cash positions.

## Performance as of 12/31/18

Total Returns	1 Mo.	3 Mo.	6 Mo.	YTD	1 Yr.	S.I. <sup>1</sup>
RiverFront Dynamic Core Income ETF (Net Asset Value)	1.37%	0.53%	1.09%	-0.76%	-0.76%	0.36%
RiverFront Dynamic Core Income ETF (Market Price) <sup>2</sup>	1.25%	0.36%	0.92%	-0.81%	-0.81%	0.31%
Bloomberg Barclays U.S. Aggregate Bond Index (Benchmark) <sup>3</sup>	1.84%	1.64%	1.66%	0.01%	0.01%	0.65%

**Performance data quoted represents past performance. Past performance does not guarantee future results. Investment return and principal value of an investment will fluctuate so that an investor's shares, when sold or redeemed, may be worth more or less than the original cost. Current performance data may be higher or lower than actual data quoted. For the most current month-end performance data please call 866.759.5679. Performance includes reinvested distributions and capital gains.**

<sup>1</sup> Inception date of June 14, 2016. Performance less than one year is cumulative.

<sup>2</sup> Market Price is based on the midpoint of the bid/ask spread at 4 p.m. ET and does not represent the returns an investor would receive if shares were traded at other times.

<sup>3</sup> Bloomberg Barclays U.S. Aggregate Bond Index – a broad-based benchmark that measures the investment grade, U.S. dollar-denominated, fixed-rate taxable bond market, including Treasuries, government-related and corporate securities, MBS (agency fixed-rate and hybrid ARM passthroughs), ABS, and CMBS. An investor may not invest directly in an index.

## Important Disclosures & Definitions

**An investor should consider investment objectives, risks, charges and expenses carefully before investing. To obtain a prospectus which contain this and other information visit [www.alpsfunds.com](http://www.alpsfunds.com). Read the prospectus carefully before investing.**

**RiverFront Dynamic Core Income ETF shares are not individually redeemable. Investors buy and sell shares of the RiverFront Dynamic Core Income ETF on a secondary market. Only market makers or "authorized participants" may trade directly with the Fund, typically in blocks of 50,000 shares.**

The performance of the Fund relative to its benchmark will depend largely on the decisions of the RiverFront Investment Group, LLC (the "Sub-Adviser" or "RiverFront") as to strategic asset allocation and tactical adjustments made to the asset allocation. At times, RiverFront's judgments as to the asset classes in which the Fund should invest may prove to be wrong, as some asset classes may perform worse than others or fixed income markets generally from time to time or for extended periods of time. The performance of the Fund is related to the market sectors that RiverFront may choose to emphasize or deemphasize from time to time, as well as to the individual securities selected by RiverFront within those sectors. The investment returns for particular market sectors will fluctuate and may be lower than other sectors. In addition, the individual securities chosen for investment within

## A Solution Based Partnership

### ALPS Advisors, Inc.

- Serves as Advisor to the Fund
- Specializes in manager oversight and evaluation
- Focuses on delivering innovative asset management solutions

### RiverFront Investment Group

- Serves as Sub-Advisor to the Fund
- RiverFront uses a proprietary Price Matters<sup>®</sup> optimization process to provide comprehensive, tactical global allocation portfolios.
- The firm uses a "Glass Walls" approach, stressing transparency in its advice model and its relationships within the financial services industry.

a particular sector may underperform other securities within that same sector. Certain bonds selected for the Fund's portfolio may decline in value more than the overall bond markets.

The value of the Fund's investments in fixed-income securities will generally decrease when interest rates rise, which means the Fund's NAV will likewise decrease.

The RiverFront Dynamic Core Income ETF is not suitable for all investors. Subject to investment risks, including possible loss of the principal amount invested.

RiverFront's Price Matters<sup>®</sup> discipline compares inflation-adjusted current prices relative to their long-term trend to help identify extremes in valuation.

ALPS Portfolio Solutions Distributor, Inc., a FINRA member, is the distributor for the Fund. ALPS Advisors, Inc. is the investment adviser to the Fund and RiverFront Investment Group, LLC is the investment sub-adviser. ALPS is not affiliated with RiverFront Investment Group, LLC.

The RiverFront Dynamic Core Income ETF is: Not FDIC Insured - No Bank Guarantee - May Lose Value.